

Discover the Power of ADLINK PXI/PXIe Testing



Why ADLINK

As a leading provider of PXI products in Asia's test & measurement market, ADLINK has devoted its extensive field experience to the PXI platform. After more than ten years and developing more than 100 PXI products for automation and testing, and as a sponsor member of the PXI System Alliance, ADLINK continues to expand PXI and PXI Express offerings with innovative products, meeting the unique needs of high-speed and high-bandwidth applications, such as spectral monitoring and signal intelligence.



ADLINK PXI/CompactPCI Product Offerings

3U/6U Chassis	3U/6U Controller
PCI/PCIe-to-PXI Expansion Kit	Ethernet/SCSI/VGA/LCD/ATA-100/IEEE-1394 Interface Module
High-Speed Digitizer	Multi-Function DAQ Module
Sound & Vibration Module	Digital I/O Module
Serial Communication Module	Motion Control Module
Video Capture Module	Switch Module

ADLINK PXI Product Benefits

Reliability and Compatibility

PXI is an ideal deployment platform for measurement and automated test systems. ADLINK sets compatibility tests as critical for verifying our products, and ensure complete compatibility. ADLINK guarantees rugged, highly reliable, solidly developed PXI products.

Large Selection of PXI Instruments and Modules

ADLINK provides instrumentation modules for data acquisition and digital I/O with PCI, PCI Express, PXI, and USB buses; digitizers with high-dynamic-range, low-distortion measurements using high-resolution digitizers ranging from 14 to 24 bits of resolution, application-driven modules, like the high-resolution modules for sound & vibration modules, and switch multiplexers. In addition to these measurement modules, motion control and vision modules are also available from ADLINK for tight integration of machine automation into PXI chassis.

Competitive Price/Performance Ratio Solutions

With the advantages of PC industry innovation and manufacturing, and by natively leveraging PC technologies of PXI, ADLINK adopts the latest technology and improves cost reduction. With a rich history in measurement and automation, as well as in hardware design and software integration, ADLINK provides a broad portfolio of high performance products with higher speed/bandwidth bus interfaces.

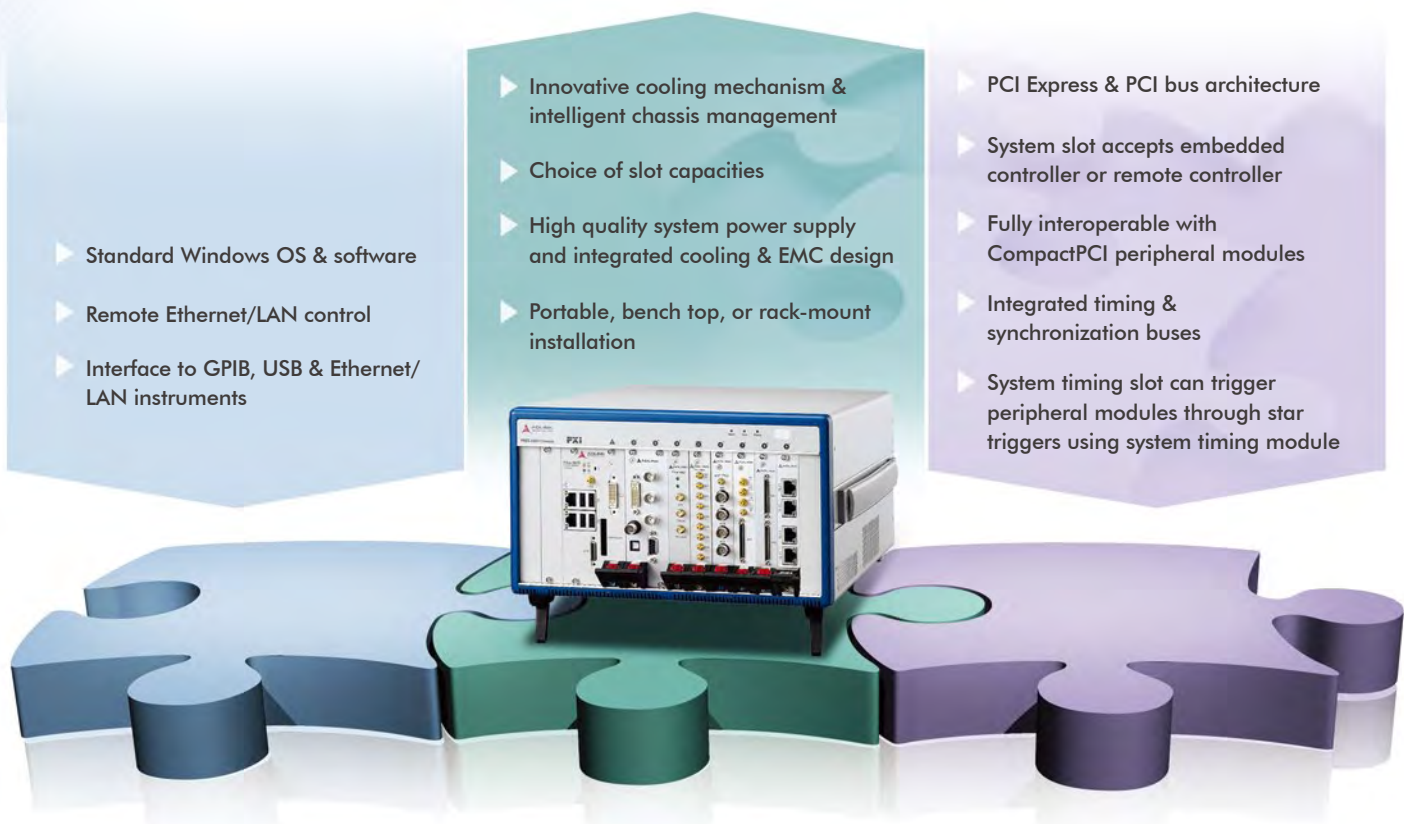
ADLINK PXI Platforms

Innovative Cooling Mechanism

ADLINK positions cooling fans in the rear section of the chassis, drawing cool air through lower apertures and exhausting through the back. Uniform airflow for each PXI slot results, for exceptional cooling. When installed in a rack, the cooling design minimizes hot air intake from the rear, separating airflow for modules and power supplies, while isolating noise source (fan) from modules and maintaining a steady internal temperature.

Intelligent Chassis Management

Intelligent monitoring provides protection, adjustment, and moderation of the system for operational stability. Five sets of sensors on the upper portion of the backplane monitor and control internal temperature, fan speed, and DC voltages. Programmable settings allow the system to be configured to increase fan speed when temperature rises, maintaining temperature control and conserving energy.



- ▶ Standard Windows OS & software
- ▶ Remote Ethernet/LAN control
- ▶ Interface to GPIB, USB & Ethernet/LAN instruments

- ▶ Innovative cooling mechanism & intelligent chassis management
- ▶ Choice of slot capacities
- ▶ High quality system power supply and integrated cooling & EMC design
- ▶ Portable, bench top, or rack-mount installation

- ▶ PCI Express & PCI bus architecture
- ▶ System slot accepts embedded controller or remote controller
- ▶ Fully interoperable with CompactPCI peripheral modules
- ▶ Integrated timing & synchronization buses
- ▶ System timing slot can trigger peripheral modules through star triggers using system timing module

Powerful Embedded Controller

The ADLINK PXI embedded controller, based on the Intel® processor family, is specifically suited for hybrid PXI-based testing systems, delivering a rugged yet stable platform for a wide variety of testing and measurement applications. The PXI embedded controllers sport integrated CPU, HDD or SSD, and RAM, and provide ample interface flexibility, including one Gigabit Ethernet port for LAN connection and one for controlling LXI instruments, USB ports for peripheral devices and USB instrument control, and a Micro-D GPIB connector for GPIB instrument connection.

High Performance Backplane

ADLINK chassis use high-speed PCI Express and/or PCI bus, as well as advanced timing and triggering for demanding measurement and automation applications, such as:

- 10 MHz clock signal available to all modules
- PXI trigger bus –timing and triggering bus passing and receiving high-speed timing and triggering signals.

PXI Express and extension to PXI provide:

- 100 MHz differential clock
- Differential star triggers
- Up to 4 GB/s per slot dedicated bandwidth

ADLINK PXI Controllers

Embedded Controller

With no need for an external PC, a complete system is housed in the PXI chassis. Embedded controllers include standard features such as integrated CPU, hard drive, memory, Ethernet, video, serial, USB, and other peripherals. Both PXI and PXI Express are available, for OS including Windows and LabVIEW Real-Time.



▲ Page 1-5~1-10

Remote Controller

PXI remote control kits control PXI systems directly from desktops, or server computers. PC control of PXI consists of a PCI/PCI Express board in the computer and a PXI/PXI Express module in slot 1 of the PXI system, connected by a copper cable.



▲ Page 4-5~4-6

PXI vs. PXI Express

PXI Express features the same enhanced mechanical integrity as the PXI system, with the added advantage of a PCIe bus delivering up to 12 GB/s bandwidth. The increased bandwidth recommends the PXIe system as an excellent platform for high bandwidth applications such as high frequency and resolution IF/RF systems, high speed digital interfaces, and high channel count data and high speed image acquisition environments. The PXIe standard also supports backward compatibility, by which the PXIe system is thoroughly operational with cPCI, PXI, cPCIe, and PXIe modules, greatly reducing upgrade-based expenditure and TCO (total cost of ownership). Additionally, PXIe systems provide upgraded trigger and synchronization functions, with the single-ended star trigger of the original PXI standard replaced with three pairs of differential star triggers, together with a new 100 MHz clock, enhancing both accuracy and quality of measurement performance.

High System Bandwidth

PXIe leverages the high system bandwidth of PCIe, to as much as 6 GB/s, with bandwidth of peripheral slots up to 2 GB/s, under the first generation PCI Express 1.0a, and 12 GB/s, with peripheral bandwidth as high as 4 GB/s under the second generation PCI Express 2.0, depending on system configuration. Low latency is also an advantage of PXIe, greatly improving response speed.

Upgraded Trigger and Synchronization

PXIe adds several new instrument signals to the original PXI trigger & synchronization function. 3 pairs of PXIe differential star triggers, and a new 100 MHz clock supplementing the original 10 MHz reference clock, easily transfer trigger, clock, and other electrical signals among modules, increasing accuracy and boosting performance of measurement functions.





Backward Compatibility

The PXIe system provides PXI express hybrid slots with backward compatibility. Accordingly, both PXI and PXIe modules are equally supported. As shown, the PXIe hybrid slots expand flexibility of function and minimize upgrade complexity and costs.



	PXI	PXI Express
Bus	PCI 32-bit	PCIe + PCI 32-bit
System bandwidth	132 MB/s for all controllers and chassis	Up to 12 GB/s, based on controller and chassis combination
Peripheral slot bandwidth	132 MB/s shared bus	Up to 4 GB/s peer-to-peer bus
PXI instrument signal	8 line trigger bus 1 single ended star trigger 10 MHz clock	All PXI instrument signals PLUS 3 differential star triggers 100 MHz clock
Accepted controller	PXI controller	PXIe controller
Accepted modules	PXI, cPCI	PXI, cPCI, PXIe, cPCIe

Selection Guide

PXI/PXIe Controller






	PXIe	PXIe	PXI	PXI
		 NEW		
Module Name	PXIe-3975	PXI-3980	PXI-3950	PXI-3920
Type	Main Stream	High Performance	Main Stream	Entry Level
Module Height	3U	3U	3U	3U
Processor	Intel® Core™ i5-520E 2.4 GHz Dual-Core	Intel® Core™ i7-2715QE 2.1 GHz Quad-Core	Intel® Core™ 2 Duo T7500 2.2 GHz Dual-Core	Intel® Pentium® M 760 2.0 GHz
Memory	DDR3 4 GB/8 GB	DDR3 4 GB/8 GB up to 16 GB	DDR2 2 GB/4 GB	DDR2 512 MB/1.5 GB
HDD	SATA 320 GB / 7200 RPM	SATA 500 GB / 7200 RPM	SATA 320 GB / 7200 RPM	SATA 320 GB / 7200 RPM
Slot Occupied	3	3	3	3
Note			Compatible with PXIS-2690P-B	Compatible with PXIS-2690P-B
Page	1-5	1-7	1-9	1-9

PXI Express Chassis

	PXIe	PXI
	 NEW	
Module Name	PXES-2780	PXES-2590
Module Height	3U	3U
Overall Size	4U	4U
Slot	Total Slots	18
	PXI Express System Slot	1
	PXI Express System Timing Slot	1
	PXI Express Hybrid Slot	10
	PXI Express Peripheral Slot	6
PXI-1 Peripheral Slot	0	
Maximum Bandwidth per Slot	4 GB/s	2 GB/s
Maximum System Bandwidth	8 GB/s	7 GB/s
Extended Operating Temperature Range	0°C to 55°C (32°F to 131°F) Smart PXIe link routing change	0°C to 55°C (32°F to 131°F) Compatible with PMK-1524 Portable accessory kit
Note		
Page	1-11	1-13

*All ADLINK PXIe chassis support industrial low ripple/noise power supply, enhanced cooling design, and smart system monitoring.

PXI Chassis

	PXIe	PXIe	PXI	PXI	PXI
					
Module Name	PXIS-2719A	PXIS-2508	PXIS-2700/2670/2630	PXIS-2690P-B	PXIS-3320
Module Height	3U	3U	3U	3U	6U
Overall Size	4U	4U	4U	-	9U
Total Slots	19	8	18/14/8	14	15
Compatible Controller Size	3	3	4	3	2*
Maximum System Bandwidth	132 MB/s	132 MB/s	132 MB/s	132 MB/s	132 MB/s
Industrial, Low Ripple/Noise Power Supply	✓				
Extended Operating Temperature Range	0°C to 55°C (32°F to 131°F)	0°C to 55°C (32°F to 131°F)			
Enhanced Cooling Design					
Smart System Monitoring	✓				
Note	✓	✓	Redundant Power Supply (PXIS-2700)	Integrated 15" touch panel	System slot can accept two slot-width 6U cPCI controller
Page	1-15	1-17	1-18	1-19	1-20

*Enhanced Cooling Design: Adapts rear fan placement for uniform airflow for each PXI slot, delivering exceptional cooling.

*Smart System Monitoring: Built-in system monitoring controller monitors and manages full chassis status, including internal temperature and fan speed.

PXle-3975

3U Intel® Core™ i5-520E 2.4 GHz Dual-Core Processor-based PXI Express Controller



Introduction

The ADLINK PXle-3975 PXI Express embedded controller is based on the Intel® Core™ i5 processor specifically designed for hybrid PXI Express based testing systems. A rugged and stable operating environment is provided for a variety testing and measurement applications.

Combining state-of-the-art Intel® Core™ i5-520E 2.4 GHz processors, and up to 8 GB of 1066 MHz DDR3 memory, the PXle-3975 utilizes two separate computing engines on a single processor, enabling execution of two independent tasks simultaneously in a multi-tasking environment. With a configurable PCIe switch, the PXle-3975 can support four links x4 or two links x8 PXI Express link capability, with maximum system throughput of up to 2 GB/s.

The ADLINK PXle-3975 provides flexible scalability with a front panel-mounted ExpressCard/34 expansion slot. Users can extend system function with easily installed ExpressCard modules, such as ExpressCard to USB 3.0, or a bus expansion kit from ExpressCard to PXI/PCI. In addition, the ADLINK PXle-3975 also provides ample interface flexibility, including dual Gigabit Ethernet ports, one for LAN connection and the other for controlling LXI instruments, four USB 2.0 ports for peripheral devices and USB instrument control, and a Micro-D GPIB connector for GPIB instrument connection, for hybrid PXIe-based testing systems control.


Features

- PXI™-5 PXI Express hardware specifications Rev.1.0 compliant
- Powerful computing power
 - Intel® Core™ i5-520E 2.4 GHz processor
- Dual Channel DDR3 SODIMM
 - Up to 8 GB 1066 MHz
- Maximum System Throughput 2 GB/s
- PXI Express Link Capability
 - Four Links Configuration: x4 x4 x4 x4
 - Two Links Configuration: x8 x8
- Integrated SATA storage device
 - 320 GB 7200 RPM HDD or 160 GB SSD
- Integrated I/O
 - Dual Gigabit Ethernet ports
 - Four USB 2.0 ports
 - Built-in GPIB (IEEE488) controller
 - DVI-I video connector
 - ExpressCard/34 expansion slot
 - Trigger I/O for advanced PXI™ trigger functions
- Programmable watchdog timer
- OS Information
 - Windows XP x32, Windows 7 x32/x64

Trigger I/O to route trigger to/from PXI trigger bus

Dual GbE ports (one for LAN connectivity and one for LXI instrument control)

Four USB 2.0 ports for peripheral devices and USB instrument control

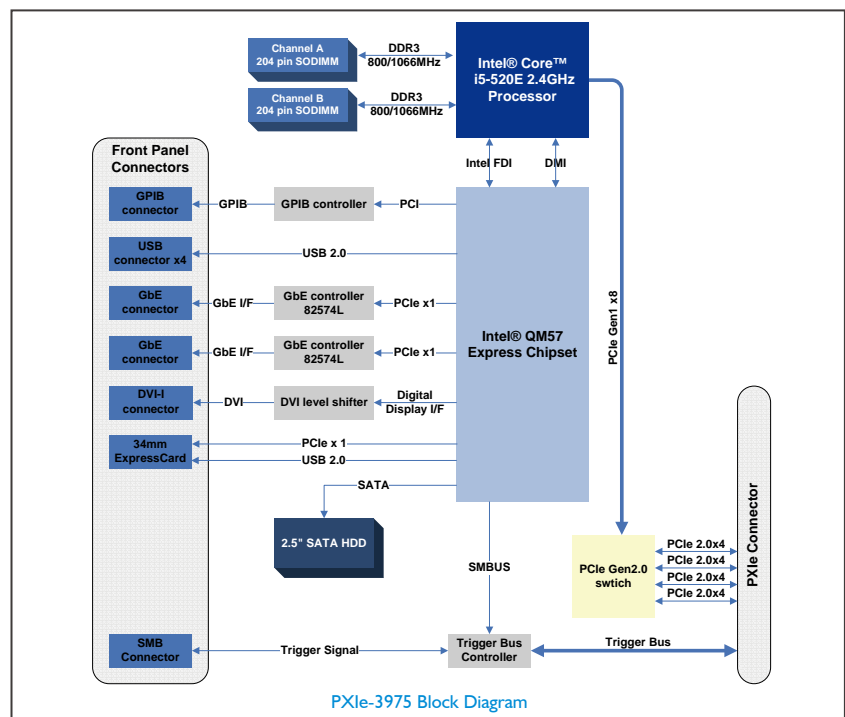


DVI-I connector for DVI (digital) or CRT (analog) display

ExpressCard/34 expansion slot

Micro-D GPIB connector for GPIB instrument control

PXle-3975 Front Panel



PXle-3975 Block Diagram

Specifications

Model Name	PXIe-3975
Core Features	
CPU	Intel® Core™ i5-520E 2.4 GHz
DMI	2.5 GT/s
Chipset	Intel® QM57 Express Chipset
Memory	Up to 8 GB SO-DIMM memory Supports dual-channel DDR3 SDRAM, 800/1066 MHz
Display	
DVI	DVI output provides up to 1920 x 1200 at 60Hz resolution or up to 2048 x 1536 bpp at 75Hz
VGA	Analog VGA output provides up to 1920 x 1200 at 60Hz resolution or up to 2048 x 1536 bpp at 75Hz
I/O Connectivity	
Ethernet	Intel® 82574L Gigabit Ethernet controller Two RJ-45 connectors with speed/link/active LED on the faceplate
USB	4 x USB 2.0 on the faceplate
GPIO	Onboard IEEE488 GPIO controller Micro-D 25-pin connector on the faceplate (ACL-IEEE488-MD1-A cable required)
Trigger I/O	SMB connector on the faceplate to route an external trigger signal to/from PXI trigger bus
ExpressCard/34	ExpressCard 34mm expansion slot
Storage	
HDD	320 GB, 7200 RPM SATA HDD
SSD	160 GB SSD
Mechanical and Environmental	
Dimensions	60.5 mm x 128.7 mm x 213.2 mm (2.35" x 5" x 8.3")
Slot Requirements	1 system slot plus 2 controller expansion slots
Weight	0.9 kg (1.98 lbs)
Operating Temp.	0 to 50°C (32°F to 122°F) (w/ HDD) 0 to 55°C (32°F to 131°F) (w/ SSD)
Storage Temp.	-20°C to 70°C (-4°F to 158°F)
Relative Humidity	5 to 95%, non-condensing
Shock	30 G, half-sine, 11 ms pulse duration
Vibration	Operating: 5 to 500 Hz, 0.21 Grms, 3 axes (w/ HDD) Non-operating: 5 to 500 Hz, 2.46 Grms, 3 axes (w/ HDD)
Emissions Compliance	EN 61326-1 FCC Class A
CE Compliance	Immunity: EN 61326-1

Ordering Information

- PXIe-3975**
 3U PXI Express Intel® Core™ i5-520E 2.4 GHz system controller with 4 GB memory & 320 GB HDD
- PXIe-3975/M8G**
 3U PXI Express Intel® Core™ i5-520E 2.4 GHz system controller with 8 GB memory & 320 GB HDD
- PXIe-3975/SSD**
 3U PXI Express Intel® Core™ i5-520E 2.4 GHz system controller with 4 GB memory & 320 GB SSD
- PXIe-3975/M8G/SSD**
 3U PXI Express Intel® Core™ i5-520E 2.4 GHz system controller with 8 GB memory & 320 GB SSD

Cable Accessory



■ ACL-IEEE488-MD1-A
 25-pin Micro-D to GPIB Cable, 1 Meter Length

PXI-3980

3U Intel® Core™ i7-2715QE 2.1 GHz Quad-Core Processor-based PXI Controller



Introduction

The ADLINK PXI-3980 PXI embedded controller, based on the second generation Intel® Core™ i7 processor is specifically designed for hybrid PXI based testing systems, delivering a rugged yet stable platform for a wide variety of testing and measurement applications.

Combining state-of-the-art 2.1 GHz quad-core Intel® Core™ i7-2715QE processors (3.0 GHz maximum in single-core, Turbo Boost mode), and up to 16 GB of 1333 MHz DDR3 memory, the PXI-3980 utilizes four separate computing engines on a single processor, enabling execution of numerous independent tasks simultaneously.

The ADLINK PXI-3980 provides ample interface flexibility, including dual USB 3.0 connections for high speed peripheral devices, dual Gigabit Ethernet ports, with one for LAN connection and the other for controlling LXI instruments, four USB 2.0 ports for peripheral devices and USB instrument control, and a Micro-D GPIB connector for GPIB instrument connection, for hybrid PXI-based testing systems control.


Features

- PXI-I Hardware Specification Rev. 2.2 compliant
- Superior computing power
 - Intel® Core™ i7-2715QE 2.1 GHz processor, 3.0 GHz maximum in single-core, Turbo Boost mode
- Dual channel DDR3 SODIMM
 - Up to 16 GB 1333 MHz
- Maximum system throughput 132 MB/s
- Integrated SATA storage
 - 500 GB (or greater) 7200 RPM HDD or 120 GB (or greater) SSD
- Integrated I/O
 - Dual USB 3.0 ports and Four USB 2.0 ports
 - Dual Gigabit Ethernet ports
 - Built-in GPIB (IEEE488) controller
 - DVI-I video connector
 - Trigger I/O for advanced PXI™ trigger functions
- Programmable watchdog timer
- OS Information
 - Windows XP x32, Windows 7 x32/x64

Trigger I/O to route trigger to/
from PXI trigger bus

Dual GbE ports (one for LAN
connectivity and one for LXI
instrument control)

Four USB 2.0 ports for
peripheral devices and USB
instrument control

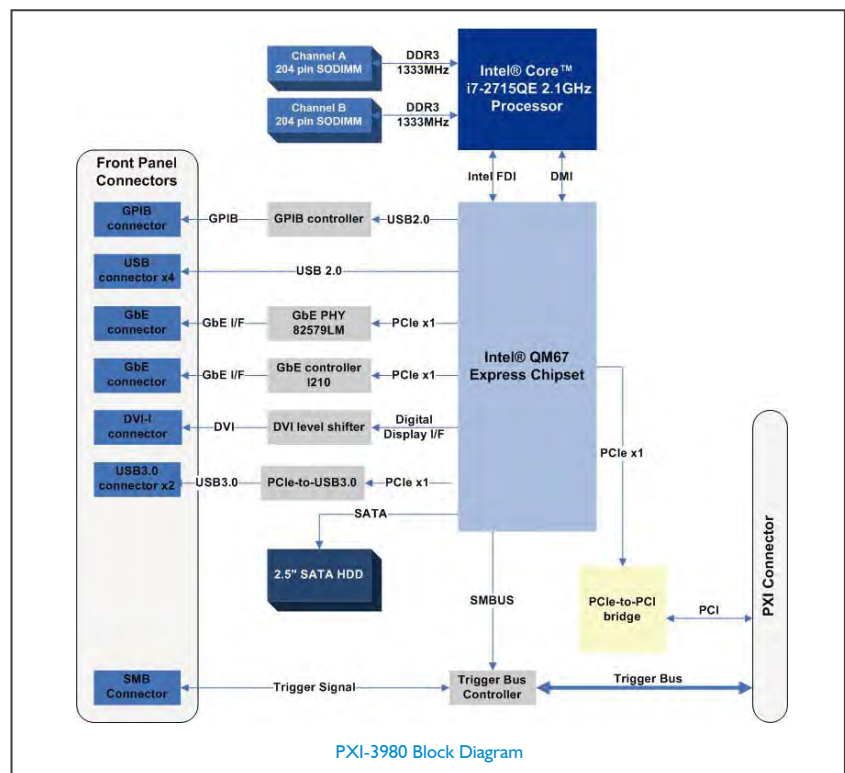


DVI-I connector for DVI
(digital) or CRT (analog)
display

Dual USB 3.0 connections for
high speed peripheral devices

Micro-D GPIB connector for
GPIB instrument control

PXIe-3975 Front Panel



PXI-3980 Block Diagram

Specifications

Model Name	PXI-3980
Core Features	
CPU	Intel® Core™ i7-2715QE 2.1 GHz
DMI	5 GT/s
Chipset	Intel® QM67 Express chipset
Memory	Up to 16 GB SO-DIMM memory Supports dual-channel DDR3 SDRAM, 1066/1333 MHz
Display	
DVI	DVI output provides up to 1920 x 1200 bpp at 60Hz resolution or up to 2048 x 1536 bpp at 75Hz
VGA	Analog VGA output provides up to 1920 x 1200 bpp at 60Hz resolution or up to 2048 x 1536 bpp at 75Hz
I/O Connectivity	
Ethernet	One Intel® 82579LM Gigabit Ethernet PHY and One Intel® I210 Gigabit Ethernet Controller Two RJ-45 connectors with speed/link/active LED on the faceplate
USB	2 x USB 3.0 and 4 x USB 2.0 on the faceplate
GPIB	On-board IEEE488 GPIB controller Micro-D 25-pin connector on the faceplate (ACL-IEEE488-MD1-A cable required)
Trigger I/O	SMB connector on the faceplate to route an external trigger signal to/from PXI trigger bus
Storage	
HDD	500 GB (or greater) SATA hard drive, 7200 RPM
SSD	120 GB MLC
Mechanical and Environmental	
Dimensions	60.5 mm x 128.7 mm x 213.2 mm (2.35" x 5.01" x 8.31")
Slot Requirements	1 system slot plus 2 controller expansion slots
Weight	1.1 kg (2.3 lbs)
Operating Temp.	0 to 50°C (32°F to 122°F) (w/ HDD) 0 to 55°C (32°F to 131°F) (w/ SSD)
Storage Temp.	-20 to 70°C (-4°F to 158°F)
Relative Humidity	5 to 95%, non-condensing
Shock	30 G, half-sine, 11 ms pulse duration
Vibration	Operating: 5 to 500 Hz, 0.21 Grms, 3 axes (w/HDD) 5 to 500 Hz, 0.3 Grms, 3 axes (w/SSD) Non-operating: 5 to 500 Hz, 2.46 Grms, 3 axes (w/ both HDD & SSD)
Emissions Compliance	EN 61326-1, FCC Class A
CE Compliance	Immunity: EN 61326-1

Note 1. Depends on model ordered

Ordering Information

- **PXI-3980**
3U PXI Intel® Core™ i7-2715QE 2.1 GHz system controller with 4 GB memory & 500 GB HDD
- **PXI-3980/M8G**
3U PXI Intel® Core™ i7-2715QE 2.1 GHz system controller with 8 GB memory & 500 GB HDD
- **PXI-3980/SSD**
3U PXI Intel® Core™ i7-2715QE 2.1 GHz system controller with 4 GB memory & 120 GB SSD
- **PXI-3980/M8G/SSD**
3U PXI Intel® Core™ i7-2715QE 2.1 GHz system controller with 8 GB memory & 120 GB SSD

NOTE: 16 GB memory configuration available on request, please contact ADLINK Sales

Cable Accessory



■ **ACL-IEEE488-MD1-A**
25-pin Micro-D to GPIB Cable, 1 Meter Length

PXI-3950/3920

3U Intel® Core™ 2 Duo T7500 2.2GHz/ Pentium® M 760 Single-Core Processor-based PXI Controllers



PXI-3950

PXI-3920

Introduction

The ADLINK PXI-3920 and PXI-3950 PXI embedded controllers are based on the Intel® Pentium® M, and Intel® Core™ 2 Duo and specifically designed for hybrid PXI-based testing systems by providing a rugged and stable operating environment for a variety test and measurement applications.

Hybrid PXI-based testing systems are typically composed of a PXI platform and diversified stand-alone instruments for complex testing tasks. The PXI-3920 and PXI-3950 provide plenty of interfaces, including GPIB, USB, and COM ports, for connecting and controlling instruments. The PXI-3920 and PXI-3950 also provide dual Gigabit Ethernet ports—one for a LAN connection and the other for controlling next-generation LXI instruments.

Combining Intel® Core™ 2 Duo T7500 2.2 GHz processor, the GME965 chipset, and 4 GB of 667 MHz DDR2 memory, the PXI-3950 provides two computing engines on a single processor that can execute two independent tasks at the same time in a multi-tasking environment. The PXI-3920 is meticulously designed to provide maximum robustness. The CPU and memory chips are soldered on the PCB to increase reliability in shock and vibration prone environments. The aluminum-copper composite heat sink helps to disperse heat uniformly to maintain a stable operating temperature.

Combining a variety of instrument control interfaces and reliable mechanical and electronic design, the ADLINK PXI-3950 and PXI-3920 are well qualified to meet the needs of your hybrid PXI-based testing systems.

Features

- PXI™ specification Rev. 2.2 Compliant
 - Scalable computing power
 - Intel® Core™ 2 Duo T7500 2.2 GHz processor (PXI-3950)
 - Intel® Pentium® M 760 2.0 GHz processor (PXI-3920)
 - On-board DDR2 memory
 - Up to 4 GB 667 MHz (PXI-3950)
 - 512 MB 400/533 MHz soldered (PXI-3920)
 - Integrated SATA hard drive
 - 320 GB 7200 RPM
 - CompactFlash® socket for HDD replacement
 - Integrated I/O
 - Dual Gigabit Ethernet ports
 - Four USB 2.0 ports
 - Built-in GPIB (IEEE488) controller
 - Two RS-232/422/485 ports
 - DVI-I video connector
 - High definition audio output and input
 - Trigger I/O for advanced PXI trigger functions
 - Programmable watchdog timer
-
- OS Information
 - Windows XP x32 (PXI-3920)
 - Windows XP x32, Windows 7 x32 (PXI-3950)

Two COM ports, supports RS232/422/485

Dual GbE ports (one for LAN connectivity and one for LXI instrument control)


Four USB 2.0 ports for peripheral devices and USB instrument control

High definition audio line-in and speaker out

Trigger I/O to route trigger to/from PXI trigger bus

DVI-I connector for DVI (digital) or CRT (analog) display

Micro-D GPIB connector for GPIB instrument control



PXI-3950 Front Panel

Specifications

Model Name	PXI-3920	PXI-3950
Core Features		
CPU	Intel® Pentium® M 760 2.0 GHz	Intel® Core™2 Duo T7500 2.2 GHz
FSB	533 MHz	800 MHz
Chipset	Intel® 915 GME Graphic Memory Control HUB Intel® I/O Controller Hub 6 Mobile (ICH6-M)	Intel® GME965 Graphic Memory Control HUB Intel® I/O Controller Hub 8 Mobile (ICH8-M)
Memory	512 MB on-board soldered memory One DDR2 SO-DIMM socket for memory expansion Supports dual-channel DDR2 SDRAM, 400/533 MHz	4 GB SO-DIMM memory Supports dual-channel DDR2 SDRAM, 667 MHz
Display		
Chipset	Intel® GMA 900 graphic media accelerator	Intel® GMA X3100 graphic media accelerator
DVI	Single channel TMDS via SDVO to DVI controller up to 1600 x 1200 resolution @ 60 Hz	
CRT	Analog CRT route to DVI-I connector on the faceplate up to 1280 x 1024 resolution	
LVDS (For rear I/O only)	Single 18-bit LVDS channel route to rear transition module Supports LCD backlight control	
Interface	DVI-I connector for digital or analog video signal outputs	
I/O Connectivity		
Ethernet	On board Marvell™ 88E8053 Dual Gigabit Ethernet controllers	One 88E8053 + one Intel® 82566 PHY
	Two RJ-45 connectors with speed/link/active LED on the faceplate	
USB	4 x USB 2.0 on the faceplate	
GPIB	On-board IEEE488 GPIB controller	
Serial Port	Micro-D 25-pin connector on the faceplate (ACL-IEEEE488-MD1-A cable required) Two 16C550 UART compatible COM ports on the faceplate Supports RS-232, RS-422 and RS-485, configurable by jumper setting	
Audio	Supports high definition audio input/output Two audio jacks on the faceplate for line-in/mic-in and speaker-out	
Trigger I/O	SMB connector on the faceplate to route an external trigger signal to/from PXI™ trigger bus	
CompactFlash Socket	Type II CF Socket, supporting PIO and DMA modes	
Storage		
HDD	320 GB SATA hard drive, 7200 RPM	
Mechanical and Environmental		
Dimensions	60.5 mm x 128.7 mm x 213.2 mm (2.35" x 5" x 8.3")	
Slot Requirements	1 system slot plus 2 controller expansion slots	
Weight	0.9 kg (1.98 lbs)	
Operating Temp.	0°C to 50°C (32°F to 122°F)	
Storage Temp.	-20°C to 80°C (-4°F to 176°F)	
Relative Humidity	5 to 95%, non-condensing	
Shock	30 G, half-sine, 11 ms pulse duration	
Vibration	Operating: 5 to 500 Hz, 0.21 Grms, 3 axes Non-operating: 5 to 500 Hz, 2.46 Grms, 3 axes	
Emissions Compliance	EN 61326-1 FCC Class A	
CE Compliance	Immunity: EN 61326-1	

Ordering Information

- PXI-3950**
 3U PXI Intel® Core™ 2 Duo T7500 2.2 GHz system controller with 4 GB memory & 320 GB HDD
- PXI-3950/M2G**
 3U PXI Intel® Core™ 2 Duo T7500 2.2 GHz system controller with 2 GB memory & 320 GB HDD
- PXI-3920**
 3U PXI Intel® Pentium® M 760 2.0 GHz system controller with 512 MB memory & 320 GB HDD
- PXI-3920/M1.5G**
 3U PXI Intel® Pentium® M 760 2.0 GHz system controller with 1.5 GB memory & 320 GB HDD

Cable Accessory



- ACL-IEEEE488-MDI-A**
 25-pin Micro-D to GPIB Cable, 1 Meter Length

PXES-2780

18-Slot 3U PXI Express Chassis with AC – Up to 8 GB/s



Introduction

The ADLINK PXES-2780 is an 18-slot PXI Express chassis, compliant with PXI Express and cPCI Express specifications and offering one system slot, one system timing slot, ten hybrid peripheral slots, and six PXI Express peripheral slots for a wide variety of testing and measurement applications requiring enhanced bandwidth. The PXES-2780 provides a configurable PCIe switch fabric and is configurable in two-link, and four-link PXI express deployments, with 8 GB/s system bandwidth and up to 4 GB/s slot bandwidth for dedicated peripheral slots, thanks to PCIe gen2 signaling technology.

The PXES-2780 implements a smart system monitoring controller, reporting full chassis status, including fan speed, system voltages, and internal temperature.

Equipped with an industrial grade AC power supply, the PXES-2780 provides 800 W under 55°C, and superior cooling capacity, from three 120 mm fans on the rear of the chassis, and two BNC connectors for 10 MHz clock input/output on the rear panel increase chassis flexibility, enabling synchronization with supplementary devices. All in all, PXES-2780 is a superior PXI Express platform choice for testing and measurement requirements.

Features

- PXI™-5 PXI Express hardware specification Rev.1.0 compliant
- 18-slot PXI Express chassis with one system slot, one system timing slot, 10 hybrid peripheral slots, and 6 PXI Express peripheral slots
- Configurable PCIe switch fabric, can be configured as four-link, two-link, PXI Express chassis
- Up to 8 GB/s system bandwidth
- Up to 4 GB/s peripheral bandwidth for dedicated slots
- 0°C to 55°C extended operating temperature range
- Intelligent chassis management
 - Automatic fan speed control
 - Chassis status monitoring and reporting
 - Remote chassis power on/off control
- BNC connectors for 10 MHz clock input/output
- Maximum total usable power of 800 W under 55°C
- Power, temperature, and fan monitoring LEDs

PXES-2780 Front View



PXES-2780 Hybrid Peripheral Slots

PXES-2780 Back View



10 MHz Ref clock input/output BNC connectors

FAN Speed Control Switch

Inhibit Enable/Disable Switch & Power rails monitoring port

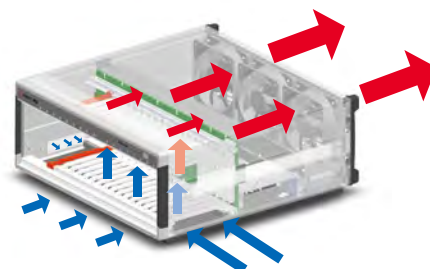
Highlights

Configurable PCIe Switch Fabric

The PCIe switch fabric of PXES-2780 can be configured in four-link, two-link, user can configure it depends on the different application.

Innovative Cooling

The ADLINK PXES-2780 features an innovative heat dissipation solution, with three 185.9CFM cooling fans in the rear section of the chassis drawing cool air through lower apertures, then exhausting through the back. This design normalizes airflow for each PXI slot, delivering exceptional cooling. When installed in a rack, the cooling design minimizes intake of hot air from the rear side, separating airflow for modules and power supplies, while isolating source (fan) noise from modules and maintaining a steady internal temperature.



Intelligent Chassis Management

The PXES-2780's built-in system monitoring controller monitors and manages full chassis status, including internal temperature, fan speed, and DC voltages, with monitored data accessible with the embedded controller or remote PC via standard RS-232 connector.

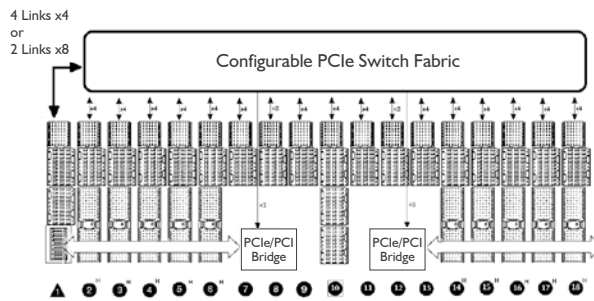
Hybrid Peripheral Slot Design

The ADLINK PXES-2780 features 10 hybrid peripheral slots, with PXI Express, cPCI Express, PXI, and CompactPCI modules compatible with every hybrid slot.

Notes:

1. ADLINK's PXI Express chassis accepts hybrid slot-compatible PXI-5 modules (with XJ4 connector). Legacy PXI-1 boards (with J2 connector) need to be upgraded to hybrid slot-compatible PXI modules. A detailed list of ADLINK PXI hybrid slot-compatible modules is available online at: <http://www.adlinktech.com/PXI/pxi-breakthrough-bandwidth.php#FAQ>

2. Contact your ADLINK sales representative for assistance in upgrading ADLINK legacy PXI modules. If the PXI modules were purchased from a third party, please contact the original vendor.



•Backplane Link Configuration

Specifications

Power Supply

- AC Input
 - Input voltage range: 100 to 240 VAC
 - Input voltage frequency: 50 to 60 Hz
- DC Output
 - Maximum total usable power is 800 W

VDC	Maximum	Load Regulation	Maximum Ripple & Noise
+5 V	29 A	±3%	50 mV
+12 V	45 A	±3%	50 mV
+3.3 V	60 A	±3%	50 mV
-12 V	2.5A	±3%	50 mV

Bus Interface

- Four-link/ Two-link/ capacity PXI Express chassis
- Up to 8 GB/s system bandwidth
- Up to 4 GB/s peripheral bandwidth for dedicated slots

IO/Switch on Rear Panel

- BNC connectors for 10MHz clock input/output
- Fan speed selector switch
- Inhibit mode selector switch
- D-SUB9 connector for voltage monitoring and remote inhibit
- D-SUB9 connector for remote monitoring

Cooling

- Fans: 3 x 185.9 CFM fans, filtered
- Per-slot cooling capacity: 38.2 W

Physical

- Number of slots:
 - 1 system slot + 1 system timing slot + 10 hybrid peripheral slots + 6 PXI Express peripheral slots
- Dimensions:
 - 464.3 mm (W) x 191.4 mm (H) x 465.3 mm (D) (18.1" x 7.46" x 18.14")
- Weight: 11.9 kg (26.2 lbs)

Operating Environment

- Ambient temperature: 0°C to 55°C (32°F to 131°F)
- Relative humidity: 10% to 90%, non-condensing

Storage Environment

- Ambient temperature: -20°C to 70°C (-4°F to 158°F)
- Relative humidity: 10% to 90%, non-condensing

Shock and Vibration

- Functional shock: 30 G, half-sine, 11 ms pulse duration
- Random vibration:
 - Operating: 5 to 500 Hz, 0.3 Grms, 3 axes
 - Non-operating: 5 to 500 Hz, 2.46 Grms, 3 axes

Emissions Compliance

- EN 61326-1
- FCC Class A

CE Compliance

- Safety: EN 61010-1
- Immunity: EN 61326-1

Recommended System Controller

	PXES-2780
PXIe-3975	√

Ordering Information

- PXES-2780**
3U 18-slot PXI Express chassis with universal AC power supply

Optional Accessories

- PXES-2780 Rack-mount Kit**
Flexible rack-mount kit for PXES-2780

PXES-2590

9-Slot 3U PXI Express Chassis with AC – Up to 7 GB/s, All Hybrid



Introduction

The ADLINK PXES-2590 is a 9-slot PXI Express chassis equipped with advanced features and functions. Compliant with PXI Express and cPCI Express specifications, the PXES-2590 offers one system slot, one system timing slot, and seven hybrid peripheral slots for versatile test and measurement applications requiring enhanced bandwidth. The hybrid-slot design accepts installation of CompactPCI, PXI, CompactPCI Express, and PXI Express modules into any peripheral slots in PXES-2590, maximizing flexibility. The PXES-2590 is built on a four-link PXI express chassis with 7 GB/s system bandwidth, and 2 GB/s slot bandwidth for all peripheral slots.

The PXES-2590 is implemented with a smart system monitoring controller, reporting full chassis status, including fan speed, system voltages, and internal temperature.

Equipped with an industrial grade AC power supply, the PXES-2590 still provides 400 W under 55°C, and delivers superior cooling capacity, from two 120 mm cooling fans on the rear of the chassis. Two BNC connectors for 10 MHz clock input/output on the rear panel increase chassis flexibility, enabling synchronization with supplementary devices. All in all, PXES-2590 is the best PXI Express platform choice for testing and measurement requirements.



Features

- PXI™-5 PXI Express hardware specification Rev.1.0 compliant
- 9-slot PXI Express chassis with one system slot, one system timing slot, and seven hybrid peripheral slots
- Four-link PXI Express chassis
- Up to 7 GB/s system bandwidth
- Up to 2 GB/s peripheral bandwidth for all slots
- 0°C to 55°C extended operating temperature range
- Intelligent chassis management
 - Automatic fan speed control
 - Chassis status monitoring and reporting
 - Remote chassis power on/off control
- BNC connectors for 10 MHz clock input/output
- Maximum total usable power is 400 W under 55°C
- Power, temperature, and fan monitoring LEDs

PXES-2590 Front View



PXES-2590 Back View



PXES-2590 Hybrid Peripheral Slots

Highlights

■ Portable LCD Monitor/Keyboard Accessory

In further support of the portability requirements of PXI/PXIe measurement systems, the PXES-2590 also provides an optional portable LCD monitor/keyboard accessory kit, allowing rack-cabinet PXI systems to be easily converted to fully portable PXI systems.

Accessory kit includes:

- 15 in. touch screen LCD monitor with 1024 x 768 resolution
- English keyboard and touchpad
- ADLINK factory or user installation
- VGA video connection
- No requirement for external power



Innovative Cooling Mechanism

The ADLINK PXES-2590 features an innovative heat dissipation solution. Two 185.9CFM cooling fans in the rear section of the chassis draw cool air through lower apertures, which is then exhausted through the back. This design generates uniform airflow for each PXI slot, delivering exceptional cooling.

When installed in a rack, the cooling design minimizes intake of hot air from the rear side, separating airflow for modules and power supplies, while isolating noise source (fan) from modules and maintaining a steady internal temperature.

Intelligent Chassis Management

The PXES-2590 has a built-in system monitoring controller that monitors and manages full chassis status, including internal temperature, fan speed, and DC voltages.

All Hybrid Peripheral Slots Design*

The ADLINK PXES-2590 features an all-hybrid peripheral slot design, with PXI Express, cPCI Express, PXI, and CompactPCI modules compatible with every slot.

Note:

1. ADLINK's PXI Express chassis accepts hybrid slot-compatible PXI-5 modules (with XJ4 connector). Legacy PXI-1 boards (with J2 connector) need to be upgraded to hybrid slot-compatible PXI modules. A detailed list of ADLINK PXI hybrid slot-compatible modules is available online at: <http://www.adlinktech.com/PXI/pxi-breakthrough-bandwidth.php#FAQ>

2. Contact your ADLINK sales representative for assistance in upgrading ADLINK legacy PXI modules. If the PXI modules were purchased from a third party, please contact the original vendor.

Specifications

Power Supply

- AC Input
 - Input voltage range: 100 to 240 VAC
 - Input voltage frequency: 50 to 60 Hz
- DC Output
 - Maximum total usable power is 400 W

VDC	Maximum	Load Regulation	Maximum Ripple & Noise
+5 V	23.0 A	±3%	50 mV
+12 V	27.0 A	±3%	50 mV
+3.3 V	33.0 A	±3%	50 mV
-12 V	1.75 A	±3%	50 mV

Bus Interface

- Four-link capacity PXI Express chassis
- Up to 7 GB/s system bandwidth
- Up to 2 GB/s peripheral bandwidth for all slots

IO/Switch on Rear Panel

- BNC connectors for 10MHz clock input/output
- Fan speed selector switch
- Inhibit mode selector switch
- D-SUB9 for voltage monitoring and remote inhibit

Cooling

- Fans: 2 x 185.9 CFM fans
- Per-slot cooling capacity: 30 W

Physical

- Number of slots:
 - 1 system slot + 1 system timing hybrid slot
 - + 7 peripheral slots
- Dimensions:
 - 322 mm (W) x 190 mm (H) x 456 mm (D) (12.55" x 7.4" x 17.8")
- Weight: 9 kg (19.8 lbs)

Operating Environment

- Ambient temperature: 0°C to 55°C (32°F to 131°F)
- Relative humidity: 10% to 90%, non-condensing

Storage Environment

- Ambient temperature: -20°C to 70°C (-4°F to 158°F)
- Relative humidity: 10% to 90%, non-condensing

Shock and Vibration

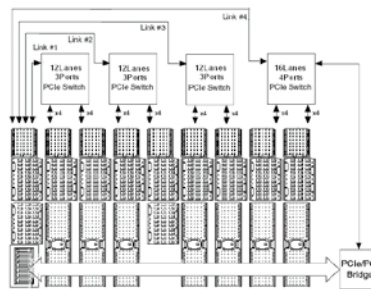
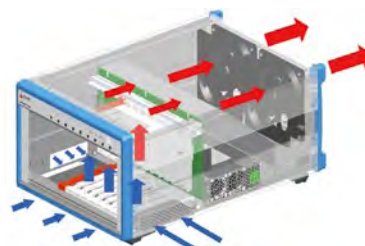
- Functional shock: 30 G, half-sine, 11 ms pulse duration
- Random vibration:
 - Operating: 5 to 500 Hz, 0.3 Grms, 3 axes
 - Non-operating: 5 to 500 Hz, 2.46 Grms, 3 axes

Emissions Compliance

- EN 61326-1
- FCC Class A

CE Compliance

- Safety: EN 61010-1
- Immunity: EN 61326-1



*Backplane Link Configuration

Recommended System Controller

	PXES-2590
PXIe-3975	✓

Ordering Information

- PXES-2590**
3U 9-slot PXI Express chassis with all-hybrid peripheral slots and universal AC power supply
- PXES-2590/PMK-1524 with Trolley Case**
3U 9-slot PXI Express chassis with all hybrid slots with factory-mounted 15" 24-bit monitor/ keyboard kit, pre-installed in trolley case for shipping.

Optional Accessories

- PMK-1524**
Portable LCD monitor/keyboard accessory kit for PXES-2590
- Trolley Case**
Trolley case for PXES-2590/PMK-1524, 570 x 270 x 390 mm, 5 kg
- PXES-2590 Rack-mount Kit**
Flexible rack-mount kit for PXES-2590

PXIS-2719A

19-Slot 3U PXI Chassis with AC



Introduction

The ADLINK PXIS-2719A is a 3U PXI chassis with advanced features, including:

- Innovative cooling solution, delivering efficient and uniform heat dissipation
- Superior stability within an extended temperature range
- Intelligent chassis management providing dynamic monitoring and management of fan speed, system voltage, and internal temperature
- Remote management via standard RS-232 monitoring port

The PXIS-2719A is compliant with PXI and CompactPCI specifications and provides one system slot and eighteen peripheral slots. It is designed to meet or exceed application requirements with maximum slot capacity, extended operating temperature range, and superior heat dissipation in a lightweight and robust design.

The PXIS-2719A includes an Industrial-grade 600 W AC power supply to provide ample reliable power to the entire system. The PXIS-2719A is designed with an external 10 MHz reference clock input, front panel LED indicators, and easy-access PXI/CompactPCI slots with card guides for convenient installation and use. With innovative features and robust design, the PXIS-2719A is a clear leader for PXI platform-based test and measurement applications.

Features

- PXI Hardware Specification Rev. 2.2 compliant
- Rack-mountable 19-slot PXI chassis with one system slot and eighteen PXI/CompactPCI peripheral slots
- Advanced forced-cooling mechanism for efficient and uniform heat dissipation
- External 10 MHz reference clock input via BNC connector
- 0°C to 55°C extended operating temperature range
- Intelligent chassis monitoring/control
 - Automatic fan speed control
 - Chassis status monitoring and exporting
 - Remote chassis power on/off control
- 600 W industrial-grade AC power supply
- Power, temperature and fan monitoring LEDs

Highlights

■ Innovative Cooling Mechanism

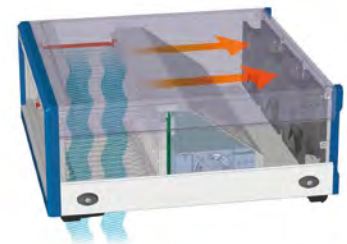
The ADLINK PXIS-2719A features an innovative design for heat dissipation. The cooling fans are placed in the rear section of the chassis where cool air is drawn in through apertures on the bottom and exhausted through the back. This new design provides uniform airflow for each PXI slot and exceptional cooling capability. When the chassis is installed, the design minimizes intake of hot air from the rear where other devices exhaust, while maintaining a steady temperature inside the chassis.

■ Intelligent Chassis Management

The PXIS-2719A has a built-in control board monitors and manages chassis status, including internal temperature, fan speed, and voltages. Using the RS-232 monitoring port, the chassis status information can be exported to another computer for remote management. The control board can also accept commands from the remote system to allow remote power on/off and fan speed control of the PXIS-2719A chassis.

■ Flexible Rack-mount Design

An optional rack-mount kit provides flexible installation of the PXIS-2719A. By adjusting the position of rack-mount bracket, the PXIS-2719A can be recessed in a cabinet rack up to 10 centimeters to accommodate external mechanical parts on the front side, such as complicated connectors/wires and mass interconnect modules.



Remote Monitoring Port



Specifications

Power Supply

- AC Input
 - Input voltage range: 85 to 264 VAC full range
 - Input voltage frequency: 47 to 63 Hz
- DC Output
 - Maximum total usable power is 600 W

VDC	Maximum	Load Regulation	Maximum Ripple & Noise
+5 V	45.0 A	±3%	20 mV
+12 V	15.0 A	±3%	50 mV
+3.3 V	42.0 A	±3%	20 mV
-12 V*	4.75 A	±3%	50 mV

Cooling

- Fans: 3 sets of 185.9 CFM fans
- Per-slot cooling capacity: 25 W (verified by 55°C chamber test)

Physical

- Number of slots: 19 (1 system slot + 18 peripheral slots)
- Dimensions: 444 mm (W) x 178 mm (H) x 455 mm (D) (17.3" x 6.9" x 17.7")
- Weight: 13.4 kg (29.5 lbs)

Operating Environment

- Ambient temperature: 0°C to 55°C (32°F to 131°F)
- Relative humidity: 10% to 90%, non-condensing

Storage Environment

- Ambient temperature: -20°C to 70°C (-4°F to 158°F)
- Relative humidity: 10% to 90%, non-condensing

Shock and Vibration

- Functional shock: 30 G, half-sine, 11 ms pulse duration
- Random Vibration
 - Operating: 5 to 500 Hz, 0.31 GRMS, 3 axes
 - Non-operating: 5 to 500 Hz, 2.46 GRMS, 3 axes

Emissions Compliance

- EN 61326-1
- FCC Class A

CE Compliance

- Safety: EN 61010-1
- Immunity: EN 61326-1

Recommended System Controller

PXI-3980/3950/3920	PXIS-2719A
	√

Ordering Information

- **PXIS-2719A**
3U 19-Slot Smart PXI Chassis with 600 W AC Power Supply
- **PXIS-2719A Rack-mount Kit**
Flexible Rack-mount Kit for PXIS-2719A

PXIS-2508

8-Slot 3U PXI Chassis with AC



Introduction


The ADLINK PXIS-2508 is the PXI chassis equipped with advanced features and functionalities. Compliant with PXI and CompactPCI specifications, these chassis offer one system slot and seven peripheral slots for more versatile test and measurement computing. Set in a sleek and lightweight chassis for superior portability, the PXIS-2508 also boasts of wider operating temperature range, lower operating noise, and robust system build.

The PXIS-2508 is equipped with an intelligent control board that dynamically monitors and manages the chassis status including the fan speed, system voltages, and internal temperature. A standard RS-232 monitoring port makes remote management possible as chassis status are exported to and viewed from a remote computer using serial communications.


Equipped with an industrial grade 350 W AC power supply, the PXIS-2508 also come with front panel LED indicators, and easy-access PXI slots with card guides for convenient installation and deployment. With innovative features and design, PXIS-2508 is your best choices of PXI platform for test and measurement applications.

Features

- PXI Hardware Specification Rev. 2.2 compliant
- Compact 8-slot PXI chassis with one system slot and seven PXI/CompactPCI peripheral slots
- 0°C to 55°C extended operating temperature range
- 41.6 dBA silent operation
- Intelligent chassis management
 - Automatic fan speed control
 - Chassis status monitoring and exporting
 - Remote chassis power on/off control
- 5.9 kg lightweight aluminum-metal construction
- 350 W industrial-grade AC power supply
- Power, temperature, and fan monitoring LEDs



Extended Operating Temperature Range



92 mm Fan
3000 RPM, 60 CFM, 38 dBA



Silent Operation

Specifications

Power Supply

- AC Input
 - Input voltage range: 100 to 240 V_{AC}
 - Input voltage frequency: 50 to 60 Hz
 - Input current rating: 8 A/115 V_{AC} or 4 A/230 V_{AC}
- DC Output
 - Total DC power output 350 W

VDC	Minimum	Maximum	Load Regulation	Maximum Ripple & Noise
+5 V	3.0 A	35.0 A	±5%	50 mV
+12 V	2.0 A	18.0 A	±5%	120 mV
+3.3 V	1.0 A	20.0 A	±5%	50 mV
-12 V	0.1 A	2.0 A	±5%	120 mV

Cooling

- Fans: 2 x 60 CFM fans with filters
- Per-slot cooling capacity: 25 W (verified by 55°C chamber test)

Acoustic Emission

- Sound Pressure Level (dBA)

Minimal fan speed	41.6 dB
Maximal fan speed	47.3 dB

The combined output power of +5 V and +3.3 V cannot exceed 35 A.

- Sound Power (dBA)

Minimal fan speed	51.9 dB
Maximal fan speed	55.5 dB

Tested in accordance with ISO 7779:1999/Amd. 1:2003(E)

Physical

- Number of slots: 8 (1 system slot + 7 peripheral slots)
- Dimensions:
 - 280 mm (W) x 177 mm (H) x 303 mm (D) (10.9" x 6.9" x 11.8")
- Weight:
 - 5.9 kg (13 lbs)

Operating Environment

- Ambient temperature: 0°C to 55°C (32°F to 131°F)
- Relative humidity: 10% to 90%, non-condensing

Storage Environment

- Ambient temperature:
 - -20°C to 70°C (-4°F to 158°F)
- Relative humidity: 10% to 90%, non-condensing

Shock and Vibration

- Functional shock: 30 G, half-sine, 11 ms pulse duration
- Random vibration:
 - Operating: 5 to 500 Hz, 0.5 GRMS, 3 axes
 - Non-operating: 5 to 500 Hz, 2.46 GRMS, 3 axes

Emissions Compliance

- EN 61326-1
- FCC Class A

CE Compliance

- Safety: EN 61010-1
- Immunity: EN 61326-1

Recommended System Controller

	PXIS-2508
PXI-3980/3950/3920	√

Ordering Information

- **PXIS-2508**
3U 8-Slot Smart PXI Chassis with 350 W AC Power Supply
- **PXIS-2508 Rack-mount Kit**
Rack-mount Kit for PXIS-2508

PXIS-2700/2670/2630

18/14/8-Slot 3U PXI Chassis



PXIS-2700



PXIS-2670



PXIS-2630

Features

- Supports 3U PXI and CompactPCI modules
- PXI Specifications Rev. 2.2 compliant
- Number of PXI Slots:
 - PXIS-2700: 18 (1 system slot + 17 peripheral slots)
 - PXIS-2670: 14 (1 system slot + 13 peripheral slots)
 - PXIS-2630: 8 (1 system slot + 7 peripheral slots)
- Power supply:
 - PXIS-2700: 460 W + 460 W redundant AC power supply
 - PXIS-2670: 500 W ATX AC power supply
 - PXIS-2630: 400 W ATX AC power supply
- Hot-swappable fans design for easy replacement
- Filtered, forced-air cooling architecture
- Temperature, voltage, and fan monitoring LEDs

Introduction

The PXIS-2700/2670/2630 PXI chassis provides 18/14/8 slots in a standard 19" 4U configuration and supports both PXI and CompactPCI modules. The PXIS-2700/2670/2630 chassis are compliant with PXI specification Rev. 2.2 and highlight PXI features including a 10 MHz reference clock, start trigger, local bus, and a trigger bus divided into two segments by a single PCI bridge.

The PXIS-2700 promote operating efficiency with a redundant power subsystem ensuring reliable, round-the-clock power, and hot-swappable cooling fans. Combined solutions considerably reduce MTTR and ensure continuous operation. The PXIS-2700/2670/2630 also provide effective monitoring of system power, temperature, and fans via a chassis-integrated alarm module. Notice is provided by LED buzzer alarms in the event of power supply or fan module malfunction.

Specifications

Power Supply

- Form factor:
 - PXIS-2700: 460 W + 460 W redundant AC power supply
 - PXIS-2670: 500 W ATX AC power supply
 - PXIS-2630: 400 W ATX AC power supply
- AC input:
 - 100 to 240 VAC, 50 Hz to 60 Hz
- DC output:
 - PXIS-2700: 460 W

VDC	Minimum	Maximum
+5 V	5.0 A	40.0 A
+12 V	2.5 A	32.0 A
+3.3 V	1.0 A	30.0 A
-12 V	0.0 A	1.0 A

- PXIS-2670: 500W

VDC	Minimum	Maximum
+5 V	1.0 A	50.0 A
+12 V	0.0 A	35.0 A
+3.3 V	0.0 A	28.0 A
-12 V	0.0 A	0.8 A

- PXIS-2630: 400W

VDC	Minimum	Typical	Maximum
+5 V	2.0 A	25.0 A	33.0 A
+12 V	0.0 A	5.0 A	5.5 A
+3.3 V	0.0 A	18.0 A	33.0 A
-12 V	0.0 A	0.5 A	1.0 A

Cooling

- Fans: Five 80 mm x 80 mm x 15 mm ball-bearing fans in hot-swappable fan trays, 31 CFM/each (PXIS-2700/2670), 36 CFM/each (PXIS-2630)

Physical

- Number of Slots:
 - PXIS-2700: 18 (1 system slot + 17 peripheral slots)
 - PXIS-2670: 14 (1 system slot + 13 peripheral slots)
 - PXIS-2630: 8 (1 system slot + 7 peripheral slots)
- Dimensions: (Without handles)
 - PXIS-2700: 483 mm (W) x 178 mm (H) x 445 mm (D) (18.8" x 6.9" x 17.4")
 - PXIS-2670/2630: 483 mm (W) x 178 mm (H) x 258 mm (D) (18.8" x 6.9" x 10")

- Weight:
 - PXIS-2700: 19 kg (41.8 lbs)
 - PXIS-2670: 14 kg (30.8 lbs)
 - PXIS-2630: 11 kg (24.2 lbs)

Operating Environment

- Ambient temperature: 0°C to 45°C (PXIS-2700), 0°C to 50°C (PXIS-2670/2630)
- Relative humidity: 10% to 90%, non-condensing

Storage Environment

- Ambient temperature: -20°C to 70°C (-4°F to 158°F)
- Relative humidity: 5% to 95%, non-condensing

Shock and Vibration

- Shock: 15 G_{peak-to-peak}, 11 ms duration
- Random Vibration
 - Operating: 5 Hz to 500 Hz, 0.5 G_{RMS}, each axis
 - Non-operating: 5 Hz to 500 Hz, 1.88 G_{RMS}, each axis

Emissions Compliance

- EN 55022
- FCC Class A

CE Compliance

- Safety: EN 60950-1
- Immunity: EN 55024

Recommended System Controller

PXI-3980/3950/3920	PXIS-2700/2670/2630
	✓

Ordering Information

- PXIS-2700**
18-Slot 3U PXI/CompactPCI Chassis with 460 W + 460 W Redundant AC Power Supply
- PXIS-2670**
14-Slot 3U PXI/CompactPCI Chassis with 500W AC Power Supply
- PXIS-2630**
8-Slot 3U PXI/CompactPCI Chassis with 400 W AC Power Supply
- PXIS Spare Fan**
PXIS Chassis Spare Fan for PXIS-2700 & PXIS-2600 Series

PXIS-2690P

14-Slot 3U Integrated Portable PXI Chassis with AC



Features

- Ruggedly-designed for portable instrumentation applications
- Supports both 3U PXI and CompactPCI modules
- PXI Specifications Rev. 2.2 compliant
- Equipped with one system slot and 13 PXI/CompactPCI peripheral slots
- 15" high-brightness TFT LCD display with up to 1024x768 resolution
- Multiple input devices, including keyboard, touch pad, and touch panel.
- Built-in slim-type DVD combo drive
- 500 W industrial-grade ATX power supply

Specifications

Power Supply

- Form factor: 500 W 2U ATX AC power supply
- AC input: 100 to 240 VAC, 50 Hz to 60 Hz
- DC output: 500 W

VDC	Minimum	Maximum
+5 V	3.0 A	50.0 A
+12 V	2.0 A	35.0 A
+3.3 V	0.3 A	28.0 A
-12 V	0.1 A	0.8 A

Integrated Devices

- Display: 15" TFT LCD, up to 1024 x 768 resolution
- Input device:
 - 87-key keyboard with touchpad
 - Built-in 15" touch screen
- DVD drive: slim-type DVD combo drive

Cooling

- Fans: Three 120 mm x 120 mm x 25 mm (4.68" x 4.68" x 0.97") ball-bearing fans, 74.5 CFM/each

Physical

- Number of Slots: 14 (1 system slot + 13 peripheral slots)
- Dimensions: 400 mm (W) x 291 mm (H) x 223.3 mm (D) (15.6" x 11.34" x 8.7"), without fan frame
- Weight: 12.5 kg (27.5 lbs)

Introduction

The ADLINK PXIS-2690P is one of the world's first highly-integrated, 14-slot portable PXI chassis designed for advanced PXI instrumentation applications. The PXIS-2690P comes with a system slot and 13 peripheral slots that conveniently accommodate multiple PXI modules. The PXI chassis incorporates a bright 15" TFT LCD display with touch panel, keyboard/touchpad, and a slim DVD combo drive into a single frame to provide superior portability and maximum performance.

Constructed in high-quality aluminum alloy, the PXIS-2690P delivers a fortified and compact chassis minus the weight. An industrial-grade 500 W AC power supply comes pre-installed to the chassis and offers reliable and stable power to system components and peripheral modules. With three 120 mm x 120 mm x 25 mm system fans, the PXIS-2690P guarantees superb air flow to maintain a cool and efficient operating temperature. The ADLINK PXIS-2690P is an ideal solution for advanced PXI applications requiring portability, robustness, and easy-deployment.

Notice:

As the display interface between the PXIS-2690P LCD and embedded controller is proprietary, the LCD can only be operated by ADLINK's PXI-3920 and PXI-3950 embedded controller.

Warning:

If any embedded controller other than ADLINK's PXI-3920 and PXI-3950 is installed in the PXIS-2690P, the LCD may not operate and damage to the PXI controller or backplane can occur.



Top cover to protect PXI/cPCI modules and wirings

Recommended System Controller

	PXIS-2690P-B
PXI-3950/3920	√

Note: The PXI-3980 is incompatible for use in the PXIS-2690P-B

Ordering Information

■ PXIS-2690P-B

14-Slot 3U integrated Portable PXI Chassis for PXI-3920 and PXI-3950 (shipped with top cover & a carriage bag)

Operating Environment

- Ambient temperature: 0°C to 50°C (32°F to 122°F)
- Relative humidity: 10% to 90%, non-condensing

Storage Environment

- Ambient temperature: -20°C to 70°C (-4°F to 158°F)
- Relative humidity: 5% to 95%, non-condensing

Shock and Vibration

- Shock: 10 G_{peak-to-peak}, 11 ms duration
- Random Vibration
 - Operating: 5 Hz to 500 Hz, 0.31 GRMS, each axis
 - Non-operating: 5 Hz to 500 Hz, 2.46 GRMS, each axis

Emissions Compliance

- EN 55022
- FCC Class A

CE Compliance

- Immunity: EN 55024

PXIS-3320

15-Slot 6U PXI/CompactPCI Chassis with AC



Features

- Supports 6U PXI and CompactPCI modules
- PXI specifications Rev. 2.2 compliant
- Provides one system slot and 14 PXI/CompactPCI peripheral slots
- Dual hot-swappable 250 W CompactPCI power supply with universal AC input
- Filtered, forced air-cooling architecture
- Magnetic circuit breaker protection for AC input
- Temperature, voltage, and fan monitoring LEDs
- Optional 1000 W power supply

Specifications

Power Supply

- Form factor: PICMG 2.1 I compliant CompactPCI power module
- AC input: 100 to 240 V_{AC}, 50 Hz to 60 Hz
- DC output for each power module: 250 W

V _{DC}	Minimum	Typical	Maximum
+5 V	2.0 A	25.0 A	33.0 A
+12 V	0.0 A	5.0 A	5.5 A
+3.3 V	0.0 A	18.0 A	33.0 A
-12 V	0.0 A	0.5 A	1.0 A

Cooling

- Fans for intake: Five 80 mm x 80 mm x 25 mm (3.1" x 3.1" x 0.97"), dual ball-bearing fans, 48.2 CFM/each
- Fans for ventilation: Five 80 mm x 80 mm x 25 mm (3.1" x 3.1" x 0.97"), dual ball-bearing fans, 48.2 CFM/each

Physical

- Number of Slots: 15 (1 system slot + 14 peripheral slots)
- Dimensions: 483 mm (W) x 398 mm (H) x 295 mm (D) (18.8" x 15.5" x 11.5"), without handles
- Weight: 23 kg (50.6 lbs)

Operating Environment

- Ambient temperature: 0°C to 45°C (32°F to 113°F)
- Relative humidity: 10% to 90%, non-condensing

Introduction

The ADLINK PXIS-3320 is a 19" 6U PXI chassis comes with one system slot and 14 peripheral slots that supports both PXI and CompactPCI modules. Compliant with the PXI specifications Rev. 2.2, the PXIS-3320 highlights a star trigger, PXI trigger bus, 10 MHz reference clock, and PXI local bus to facilitate synchronization among multiple peripheral modules. The PXIS-3320 series is equipped with two hot-swappable, industrial-grade 250 W power supply units and LEDs that tell the status of voltage, temperature, and system fans. In addition, two fan decks of PXIS-3320, which generate total 482 CFM air flow, provide the ultimate thermal stability. For applications requiring multiple, multi-standard modules, and robust design, insist on ADLINK PXIS-3320.

Storage Environment

- Ambient temperature: -20°C to 70°C (-4°F to 158°F)
- Relative humidity: 5% to 95%, non-condensing

Shock and Vibration

- Shock: 15 G_{peak-to-peak}, 11 ms duration
- Random Vibration
 - Operating: 5 Hz to 500 Hz, 0.5 G_{RMS}, each axis
 - Non-operating: 5 Hz to 500 Hz, 1.88 G_{RMS}, each axis

Emissions Compliance

- EN 55022
- FCC Class A

CE Compliance

- Immunity: EN 55024

Recommended System Controller

	PXIS-3320
cPCI-6965	√

Ordering Information

- **PXIS-3320**
15-Slot 6U PXI/CompactPCI Chassis with 500 W Hot-swappable Power Supply
- **PXIS-3320/1000W**
15-Slot 6U PXI/CompactPCI Chassis with 1000 W Hot-swappable Power Supply
- **PXIS-3320/TB**
15-Slot 6U PXI/CompactPCI Chassis with 500 W Hot-swappable Power Supply and connected trigger bus segments
- **PXIS-3320/1000W/TB**
15-Slot 6U PXI/CompactPCI Chassis with 1000 W Hot-swappable Power Supply and connected trigger bus segments

Note: Trigger bus segments on the backplane in the slots 1 to 6, 7 to 12, and 13 to 15 are electrically isolated from each other in the first two ordering options. Ordering options with TB support only one trigger bus segment connected from the first to last slots.



PXIS-3320 Back View



PXIS-3320/1000W

1

PXI/PXIe

2

Modular Instruments

3

DAQ

4

GPIB & Bus Expansion

5

Vision

6

Motion Control

7

Real-time Distributed I/O

8

PAC

9

Remote I/O

10

Communications

11

Fanless Embedded Computers